


List of Allotments and Sub-Allotments
As of the quarter ending 31 December 2016

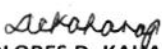
Department: Other Executive Agencies
Agency: PRESIDENTIAL MANAGEMENT STAFF
Operating Unit: _____

v	Current Year Appropriations
	Continuing Appropriations
	Supplemental Appropriations

No.	Allotments / Sub-Allotments		Funding Source		Allotments / Sub-Allotments received from Cos / Ros				Sub-Allotment to Regions / Operating Units				Total Allotments / Net of Sub-allotments			
	Number	Date	Description	UACS Code	PS	MOOE	CO	Total	PS	MOOE	CO	Total	PS	MOOE	CO	Total
1	2	3	4	5	6	7	8	9=(6+7+8)	10	11	12	13=(10+11+12)	14=(6+10)	15=(7+11)	16=(8+12)	17=(14+15+16)
A. Allotments received from DBM																
1	FY2016 GAA, RA No. 10717		Regular	1 01 101	163,256,000.00	150,232,000.00	40,805,000.00	354,293,000.00					163,256,000.00	150,232,000.00	40,805,000.00	354,293,000.00
2	FY2016 GAA, RA No. 10717		AA - RLIP	1 04 102	15,239,000.00	-		15,239,000.00					15,239,000.00	-	-	15,239,000.00
3	SARO-BMB-C-16-0000003	06-Jan-16	PGF	1 01 407	42,125.00			42,125.00					42,125.00	-	-	42,125.00
4	SARO-BMB-C-16-0001412	03-Mar-16	MPBF	1 01 406	15,012,000.00			15,012,000.00					15,012,000.00	-	-	15,012,000.00
5	SARO-BMB-C-16-0001413	03-Mar-16	RLIP	1 04 102	1,658,000.00			1,658,000.00					1,658,000.00	-	-	1,658,000.00
6	SARO-BMB-C-16-0008292	29-Mar-16	PGF	1 01 407	99,470.00			99,470.00					99,470.00	-	-	99,470.00
7	SARO-BMB-C-16-0008487	31-Mar-16	MPBF	1 01 406	3,032,200.00			3,032,200.00					3,032,200.00	-	-	3,032,200.00
8	SARO-BMB-C-16-0009588	08-Apr-16	PGF	1 01 407	99,071.00			99,071.00					99,071.00	-	-	99,071.00
9	SARO-BMB-C-16-0011702	26-Apr-16	PGF	1 01 407	429,571.00			429,571.00					429,571.00	-	-	429,571.00
10	SARO-BMB-C-16-0011703	26-Apr-16	Regular	1 01 101	2,205,000.00			2,205,000.00					2,205,000.00	-	-	2,205,000.00
11	SARO-BMB-C-16-0010152	14-Apr-16	AA - CDT	1 04 105		6,979,043.00		6,979,043.00					-	6,979,043.00		6,979,043.00
12	SARO-BMB-C-16-0012840	06-May-16	MPBF	1 01 406	11,545,115.00			11,545,115.00					11,545,115.00	-	-	11,545,115.00
13	SARO-BMB-C-16-0016414	18-May-16	PGF	1 01 407	87,461.00			87,461.00					87,461.00	-	-	87,461.00
14	SARO-BMB-C-16-0019309	22-Jun-16	MPBF	1 01 406	168,500.00			168,500.00					168,500.00	-	-	168,500.00
15	SARO-BMB-C-16-0023099	12-Aug-16	PGF	1 01 407	13,990.00			13,990.00					13,990.00	-	-	13,990.00
16	SARO-BMB-C-16-0023628	17-Aug-16	MPBF	1 01 406	2,325,947.00			2,325,947.00					2,325,947.00	-	-	2,325,947.00
17	SARO-BMB-C-16-0023630	17-Aug-16	RLIP	1 04 102	226,279.00			226,279.00					226,279.00	-	-	226,279.00
18	SARO-BMB-C-16-0025538	05-Sep-16	PGF	1 01 407	2,887,769.00			2,887,769.00					2,887,769.00	-	-	2,887,769.00
19	SARO-BMB-C-16-0028575	13-Oct-16	PGF	1 01 407	532,392.00			532,392.00					532,392.00	-	-	532,392.00
20	SARO-BMB-C-16-0030497	07-Nov-16	PGF	1 01 407	98,915.00			98,915.00					98,915.00	-	-	98,915.00
21	SARO-BMB-C-16-0035151	14-Dec-16	Regular	1 01 101	7,906,250.00	(7,906,250.00)		-					7,906,250.00	(7,906,250.00)		-
	Sub-total				226,865,056.00	149,304,793.00	40,805,000.00	416,974,849.00	-	-	-	-	226,865,056.00	149,304,793.00	40,805,000.00	416,974,849.00
	Total Allotments				226,865,056.00	149,304,793.00	40,805,000.00	416,974,849.00	-	-	-	-	226,865,056.00	149,304,793.00	40,805,000.00	416,974,849.00

Summary by Funding Code:																
Agency Specific Budget	1 01 101	173,367,250.00	142,325,750.00	40,805,000.00	356,498,000.00	-	-	-	-	-	-	-	173,367,250.00	142,325,750.00	40,805,000.00	356,498,000.00
AA - RLIP	1 04 102	17,123,279.00	-	-	17,123,279.00	-	-	-	-	-	-	-	17,123,279.00	-	-	17,123,279.00
AA - CDT	1 04 105	-	6,979,043.00	-	6,979,043.00	-	-	-	-	-	-	-	-	6,979,043.00	-	6,979,043.00
MPBF	1 01 406	32,083,762.00	-	-	32,083,762.00	-	-	-	-	-	-	-	32,083,762.00	-	-	32,083,762.00
PGF	1 01 407	4,290,765.00	-	-	4,290,765.00	-	-	-	-	-	-	-	4,290,765.00	-	-	4,290,765.00

Prepared by:

CHRISTIAN R. LABRADOR
Administrative Officer II

Certified Correct:

DOLORES D. KAHANAP
Chief, Budget Division

Noted by:

MA. IRENE B. CALINGO
Director IV, Financial Management Service


**List of Allotments and Sub-Allotments
As of the quarter ending 31 December 2016**

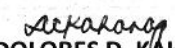
Department: Other Executive Agencies
 Agency: PRESIDENTIAL MANAGEMENT STAFF
 Operating Unit: _____

	Current Year Appropriations
√	Continuing Appropriations
	Supplemental Appropriations

No.	Allotments / Sub-Allotments		Funding Source		Allotments / Sub-Allotments received from Cos / Ros				Sub-Allotment to Regions / Operating Units				Total Allotments / Net of Sub-allotments				
	Number	Date	Description	UACS Code	PS	MOOE	CO	Total	PS	MOOE	CO	Total	PS	MOOE	CO	Total	
1	2	3	4	5	6	7	8	9=(6+7+8)	10	11	12	13=(10+11+12)	14=(6+10)	15=(7+11)	16=(8+12)	17=(14+15+16)	
A. Allotments received from DBM																	
	1		FY2015 GAA, RA No. 10651	Regular	1 01 101		31,113,957.54	308,580.00	31,422,537.54					-	31,113,957.54	308,580.00	31,422,537.54
	Sub-total					-	31,113,957.54	308,580.00	31,422,537.54	-	-	-	-	-	31,113,957.54	308,580.00	31,422,537.54
	Total Allotments					-	31,113,957.54	308,580.00	31,422,537.54	-	-	-	-	-	31,113,957.54	308,580.00	31,422,537.54

Summary by Funding Code:																	
Agency Specific Budget	1 02 101					31,113,957.54	308,580.00	31,422,537.54	-	-	-	-	-	-	31,113,957.54	308,580.00	31,422,537.54
RLIP	1 04 102																
MPBF	1 01 406																
AA - CDT	1 04 105																
PGF																	

Prepared by:

CHRISTIAN R. LABRADOR
 Administrative Officer II

Certified Correct:

DOLORES D. KAHANAP
 Chief, Budget Division

Noted by:

MA. IRENE B. CALINGO
 Director IV, Financial Management Service

↓