


**List of Allotments and Sub-Allotments
As of the quarter ending 31 December 2014**


Department: Other Executive Agencies
 Agency: PRESIDENTIAL MANAGEMENT STAFF
 Operating Unit: _____

<input checked="" type="checkbox"/>	Current Year Appropriations
<input type="checkbox"/>	Continuing Appropriations
<input type="checkbox"/>	Supplemental Appropriations

No.	Allotments / Sub-Allotments		Funding Source		Allotments / Sub-Allotments received from Cos / Ros				Sub-Allotment to Regions / Operating Units				Total Allotments / Net of Sub-allotments			
	Number	Date	Description	UACS Code	PS	MOOE	CO	Total	PS	MOOE	CO	Total	PS	MOOE	CO	Total
1	2	3	4	5	6	7	8	9=(6+7+8)	10	11	12	13=(10+11+12)	14=(6+10)	15=(7+11)	16=(8+12)	17=(14+15+16)
Allotments received from DBM																
1	FY2014 GAA, RA No. 10633		Regular	1 01 101	161,982,000.00	139,425,000.00		301,407,000.00					161,982,000.00	139,425,000.00	-	301,407,000.00
2	FY2014 GAA, RA No. 10633		AA - RLIP	1 04 102	15,221,000.00	-		15,221,000.00					15,221,000.00	-	-	15,221,000.00
3	SARO No. C-14-00001	08-Jan-14	MPBF	1 01 406	3,311,500.00			3,311,500.00					3,311,500.00	-	-	3,311,500.00
4	SARO-BMB-C-14-0004620	21-Apr-14	PGF	1 01 407	476,421.00			476,421.00					476,421.00	-	-	476,421.00
5	SARO-BMB-C-14-0003782	04-Apr-14	AA - CDT	1 04 105		8,543,642.00		8,543,642.00					-	8,543,642.00	-	8,543,642.00
6	SARO-BMB-C-14-0011819	15-Aug-14	PGF	1 01 407	620,734.00			620,734.00					620,734.00			620,734.00
7	SARO-BMB-C-14-0016056	17-Oct-14	PGF	1 01 407	214,661.00			214,661.00					214,661.00			214,661.00
8	SARO-BMB-C-14-0017494	06-Nov-14	PGF	1 01 407	6,451,452.00			6,451,452.00					6,451,452.00			6,451,452.00
9	SARO-BMB-C-14-0022170	12-Dec-14	MPBF	1 01 406	1,603,500.00			1,603,500.00					1,603,500.00			1,603,500.00
10	SARO-BMB-C-14-0023419	16-Dec-14	MPBF	1 01 406	5,819,116.00			5,819,116.00					5,819,116.00			5,819,116.00
11	SARO-BMB-C-14-0023420	16-Dec-14	AA - RLIP	1 04 102	380,973.00			380,973.00					380,973.00			380,973.00
12	SARO-BMB-C-14-0026630	29-Dec-15	MPBF	1 01 406	3,928,500.00			3,928,500.00					3,928,500.00			3,928,500.00
13	SARO-BMB-C-14-0024726	29-Dec-15	Regular	1 01 101	8,200,000.00	(8,200,000.00)		-					8,200,000.00	(8,200,000.00)		-
	Sub-total				208,209,857.00	139,768,642.00	-	347,978,499.00	-	-	-	-	208,209,857.00	147,968,642.00	-	347,978,499.00
	Total Allotments				208,209,857.00	139,768,642.00	-	347,978,499.00	-	-	-	-	208,209,857.00	147,968,642.00	-	347,978,499.00

Summary by Funding Code:																
Agency Specific Budget	1 01 101	170,182,000.00	131,225,000.00	-	301,407,000.00	-	-	-	-	-	-	-	161,982,000.00	139,425,000.00	-	301,407,000.00
AA - RLIP	1 04 102	15,601,973.00	-	-	15,601,973.00	-	-	-	-	-	-	-	15,601,973.00	-	-	15,601,973.00
AA - CDT	1 04 105	-	8,543,642.00	-	8,543,642.00	-	-	-	-	-	-	-	-	8,543,642.00	-	8,543,642.00
MPBF	1 01 406	10,734,116.00	-	-	10,734,116.00	-	-	-	-	-	-	-	10,734,116.00	-	-	10,734,116.00
PGF	1 01 407	7,763,268.00	-	-	7,763,268.00	-	-	-	-	-	-	-	7,763,268.00	-	-	7,763,268.00

Prepared by:

CHRISTIAN R. CABRADOR
 Administrative Officer II

Certified Correct:

MARITES N. CARILLA
 Acting Chief, Budget Division

Noted by:

SOCORRO Q. AYDINAN
 Director IV, Financial Management & Planning Service

**List of Allotments and Sub-Allotments
As of the quarter ending 31 December 2014**

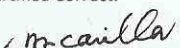
Department: Other Executive Agencies
 Agency: PRESIDENTIAL MANAGEMENT STAFF
 Operating Unit: _____


	Current Year Appropriations
√	Continuing Appropriations
	Supplemental Appropriations

No.	Allotments / Sub-Allotments		Funding Source		Allotments / Sub-Allotments received from Cos / Ros				Sub-Allotment to Regions / Operating Units				Total Allotments / Net of Sub-allotments			
	Number	Date	Description	UACS Code	PS	MOOE	CO	Total	PS	MOOE	CO	Total	PS	MOOE	CO	Total
	2	3	4	5	6	7	8	9=(6+7+8)	10	11	12	13=(10+11+12)	14=(6+10)	15=(7+11)	16=(8+12)	17=(14+15+16)
Allotments received from DBM																
1	FY2013 GAA, RA No. 10352		Regular	1 01 101		10,304,565.43	1,763,176.71	12,067,742.14					-	10,304,565.43	1,763,176.71	12,067,742.14
Sub-total					-	10,304,565.43	1,763,176.71	12,067,742.14	-	-	-	-	-	10,304,565.43	1,763,176.71	12,067,742.14
Total Allotments					-	10,304,565.43	1,763,176.71	12,067,742.14	-	-	-	-	-	10,304,565.43	1,763,176.71	12,067,742.14
Summary by Funding Code:																
Agency Specific Budget			1 01 101			10,304,565.43	1,763,176.71	12,067,742.14	-	-	-	-	-	10,304,565.43	1,763,176.71	12,067,742.14
RLIP			1 04 102													
MPBF			1 01 406													
AA - CDT			1 04 105													
PGF																

Prepared by:

CHRISTIAN R. LABRADOR
 Administrative Officer II

Certified Correct:

MARITES N. CARILLA
 Acting Chief, Budget Division

Noted by:

SOCORRO Q. AYDINAN
 Director IV, FMS